



LINDI



QUALITY. GUARANTEED.

LIVING AND DINING SPLENDOUR

Drawing its inspiration from the boundless beauty of nature, LINDI captures the essence of real marble, effortlessly intertwining the inherent characteristics and splendour of natural marble veining with varying shades to create stunningly beautiful living and dining spaces with irresistible allure inspired by nature.

LINDI



LINDI

COLOURS

FINISHING | POLISHED



SLLIN1 | PXLIN1
CREAM



SLLIN2 | PXLIN2
IVORY



SLLIN3 | PXLIN3
CAMEL



SLLIN4 | PXLIN4
OYSTER

WALL&FLOOR: CREAM **PXLIN1** 60x120cm / 24"x48"

FINISHING | POLISHED

FLOOR:
IVORY **PXLIN2** 60x120cm / 24"x48"





FINISHING | POLISHED

FLOOR:
CAMEL **PXLIN3** 60x120cm / 24"x48"




LINDI


V2
Rectified
Eco MML
Flat

FINISHING

S SATIN **P** POLISHED



60x120cm
24"x48"




60x60cm
24"x24"



30x60cm
12"x24"

COLOURS



 Floor  Wall  Indoor

* Colours and tile designs shown above are for illustration purposes. Please refer to actual tiles for final selection.

S SLLIN1 | **P** PXLIN1 / CREAM

60x120cm 24"x48"



60x60cm 24"x24"



S SLLIN2 | **P** PXLIN2 / IVORY

60x120cm 24"x48"



60x60cm 24"x24"



S SLLIN3 | **P** PXLIN3 / CAMEL

60x120cm 24"x48"



60x60cm 24"x24"



S SLLIN4 | **P** PXLIN4 / OYSTER

60x120cm 24"x48"



60x60cm 24"x24"



TECHNICAL SPECIFICATION MML PORCELAIN (RECTIFIED)

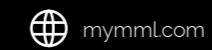
E ≤ 0.5% (Bla, ANNEX G)

TECHNICAL FEATURES	STANDARDS	INTERNATIONAL STANDARDS	MML TYPICAL STANDARDS
DIMENSIONAL CHARACTERISTICS			
Length & Width	ISO 10545-2	± 0.30% max ± 1.0mm	± 0.25% max ± 1.0mm
Thickness	ISO 10545-2	± 5.00% max ± 0.5mm	± 5.00% max ± 0.5mm
Straightness of Sides	ISO 10545-2	± 0.30% max ± 0.8mm	± 0.25% max ± 0.8mm
Rectangularity	ISO 10545-2	± 0.30% max ± 1.5mm	± 0.30% max ± 1.5mm
Surface Flatness	ISO 10545-2	± 0.40% max ± 1.8mm	± 0.25% max ± 1.8mm
CHEMICAL PROPERTIES			
Resistance to Household Chemicals & Swimming Pool Salts	ISO 10545-13	Min GB	GB
Resistance to Staining	ISO 10545-14	Min Class 3	Class 3
PHYSICAL PROPERTIES			
Water Absorption	ISO 10545-3	Group Bla, E ≤ 0.5%	≤ 0.5%
Breaking Strength	ISO 10545-4	Min 1300 N	1300 N
Modulus of Rupture	ISO 10545-4	Min 35 N / mm ²	> 35 N / mm ² (Depending on Series)
Resistance to Surface Abrasion	ISO 10545-7	Report Abrasion Class	Glazed: Class 2-4 (Depending on Glaze Type)



QUALITY. GUARANTEED.

FOLLOW US ON:



mymml.com



[mmlglobal](https://www.facebook.com/mmlglobal)



[mmlglobal](https://www.instagram.com/mmlglobal)



The above information serves as a general guideline only. Different types of tiles are made to meet different performance requirements. For legal compliance or for specific product technical performance, please request for a confirmation or test report.