



REEF



QUALITY. GUARANTEED.

## NATURE'S EXPRESSION OF ART

REEF presents an intricate fusion of a multitude of stone designs to capture the beauty of nature in your spaces. Revealing the inherent beauty of natural stone, REEF is designed to cater for diverse interior styles, and its timeless colour tones and natural stone veins serves as nature's expression of art.

# REEF



# REEF

## COLOURS



FLOOR: GREY **SMREE3** 60x60cm / 24"x24"



**SMREE1**  
WHITE



**SMREE2**  
CREAM



**SMREE3**  
GREY



WALL&FLOOR: CREAM **SMREE2** 60x120cm / 24"x48"



WALL&FLOOR: CREAM **SMREE2** 60x120cm / 24"x48"


# REEF

V2  
Rectified  
Eco MML  
Flat


FINISHING **MATT**



**60x120cm**  
24"x48"




**60x60cm**  
24"x24"



**30x60cm**  
12"x24"

## COLOURS



\* Colours and tile designs shown above are for illustration purposes. Please refer to actual tiles for final selection.

# REEF


V2  
Rectified  
Eco MML  
Flat

**SMREE1** / WHITE

60x120cm 24"x48"




60x60cm 24"x24"




\* Colours and tile designs shown above are for illustration purposes. Please refer to actual tiles for final selection.

**SMREE2** / CREAM

60x120cm 24"x48"



60x60cm 24"x24"




\* Colours and tile designs shown above are for illustration purposes. Please refer to actual tiles for final selection.

# REEF

V2  
Rectified  
Eco MML  
Flat

## SMREE3 / GREY

60x120cm 24"x48"



60x60cm 24"x24"



\* Colours and tile designs shown above are for illustration purposes. Please refer to actual tiles for final selection.

FLOOR: GREY **SMREE3** 60x60cm / 24"x24"

# TECHNICAL SPECIFICATION MML PORCELAIN (RECTIFIED)

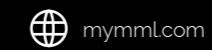
E ≤ 0.5% ( Bla, ANNEX G )

TECHNICAL FEATURES	STANDARDS	INTERNATIONAL STANDARDS	MML TYPICAL STANDARDS
<b>DIMENSIONAL CHARACTERISTICS</b>			
Length & Width	ISO 10545-2	± 0.30% max ± 1.0mm	± 0.25% max ± 1.0mm
Thickness	ISO 10545-2	± 5.00% max ± 0.5mm	± 5.00% max ± 0.5mm
Straightness of Sides	ISO 10545-2	± 0.30% max ± 0.8mm	± 0.25% max ± 0.8mm
Rectangularity	ISO 10545-2	± 0.30% max ± 1.5mm	± 0.30% max ± 1.5mm
Surface Flatness	ISO 10545-2	± 0.40% max ± 1.8mm	± 0.25% max ± 1.8mm
<b>CHEMICAL PROPERTIES</b>			
Resistance to Household Chemicals & Swimming Pool Salts	ISO 10545-13	Min GB	GB
Resistance to Staining	ISO 10545-14	Min Class 3	Class 3
<b>PHYSICAL PROPERTIES</b>			
Water Absorption	ISO 10545-3	Group Bla, E ≤ 0.5%	≤ 0.5%
Breaking Strength	ISO 10545-4	Min 1300 N	1300 N
Modulus of Rupture	ISO 10545-4	Min 35 N / mm <sup>2</sup>	> 35 N / mm <sup>2</sup> (Depending on Series)
Resistance to Surface Abrasion	ISO 10545-7	Report Abrasion Class	Glazed: Class 2-4 (Depending on Glaze Type)



QUALITY. GUARANTEED.

FOLLOW US ON:



[mymml.com](http://mymml.com)



[mmlglobal](#)



[mmlglobal](#)



The above information serves as a general guideline only. Different types of tiles are made to meet different performance requirements. For legal compliance or for specific product technical performance, please request for a confirmation or test report.