

ARCHITECH

series






ITAELEMENT®



Wall: ST361212N 30x60cm 12"x24"
Floor: ST661212R 60x60cm 24"x24"

Colours





Wall: ST361213N 30x60cm 12"x24"
Floor: ST661213N 60x60cm 24"x24"



Wall: ST361211N 30x60cm 12"x24"
Floor: ST661211R 60x60cm 24"x24"

ARCHITECH

series




Floor: ST661214R 60x60cm 24"x24"




* Colours and tile designs shown above are for illustration purposes.
Please refer to actual tiles for final selection.

APRICOT




60x60cm
24"x24"




30x60cm
12"x24"

Matt	ST661212N	ST361212N
Rough	ST661212R	ST361212R

IVORY




60x60cm
24"x24"



30x60cm
12"x24"

Matt	ST661211N	ST361211N
Rough	ST661211R	ST361211R

LIGHT GREY



Floor



Wall



Outdoor



Indoor

Matt	ST661213N	ST361213N
Rough	ST661213R	ST361213R

ARCHITECH


series




* Colours and tile designs shown above are for illustration purposes.
Please refer to actual tiles for final selection.

MEDIUM

GREY



60x60cm
24"x24"





30x60cm
12"x24"


Matt	ST661214N	ST361214N
Rough	ST661214R	ST361214R

WARM

GREY



60x60cm
24"x24"




30x60cm
12"x24"

Matt	ST661216N	ST361216N
Rough	ST661216R	ST361216R

LIGHT

COFFEE



Floor



Wall




Outdoor



Indoor

Matt	ST661215N	ST361215N
Rough	ST661215R	ST361215R

CARBON



Floor



Wall



Outdoor



Indoor

Matt	ST661217N	ST361217N
Rough	ST661217R	ST361217R

CLEANING PRODUCTS

TYPES OF DETERGENTS Where sales are permitted	A SOLVENTIS (bleaching solution, oil of turpentine,acetone,trichioroethylene,nitrate based thinner)
	B ACIDS (rnuriatic acid, trydrochloric acid, phosphoric acid)
	C ALKALINE BASED DETERGENTS - ALKALI (alkaline-based professional detergents)

TYPES OF STAIN	A		B		C	
	MATT	POLISHED	MATT	POLISHED	MATT	POLISHED
BEER				■	■	
COFFEE		■				
LIME			■	■		
TAR	■	■				
CEMENT			■	■		
CANDLE WAX	■	■				
KOKA KONA		■				
GLUE	■	■				
CHEWING GUM	■	■			■	
TYRE RUBBET, SHOES	■	■				
GREASE, OIL					■	■
INK	■	■				
NICOTINE	■	■				
FELT-TIP PEN	■	■				
RESINS	■	■				
RUST			■	■		
NAIL POLISH	■	■				
CIGARETTE			■	■		
WALL PAINT	■	■	■	■		
WINE		■				



Cleaning And Maintenance

Special Cleaning Or Deep Cleaning

Clean the floor with a rough cloth soaked in lukewarm water and basic detergent for organic dirt (grease,oil foods) and caid detergent for inorganic dirt, cement and imescale. At the end of this process, rinse the floor with clean lukewarm water.

Detergents

You may use any detergent available on the market, at the prescibed concentration, with the exception of hydrofluoric (HF)acid or its compound. However, it is always advisable to test the resistance of the material on a small area first, in order to avoid alterations to the floor surface.



Grouting And Final Cleaning

Grouting And Final Cleaning

When using normal drying adhesive, grout the floor after 24-48 hours, when using rapid drying adhesives, grout after 4 hours.

When working whith polished materials in p articular, use cement grouts of a matching tone, avoiding dark color grouts with oale materials, and vice versa.

When grouting these surfaces, it is advisable not to use flexible mortars made form synthetic materials (Flexfughe), especially if the color contrasts that of thematerial, and not to use additives/latex, In factmthese products make it extremely dificult to remove any residue using normal cleaning products. If usinggrouts with contrasting or special pigments, take care to follow the information provided in the specifications adn test the grout on the material before hand.

Use a rubber-coated spatula to apply the grout over the entire surface of the material.

Grout samll areas at a time, removing excess quantitle with damp sponges or clothes (using clean water only) or specific equipment for removing excess grout, while the layer of grout is still damp.

Adequate initial cleaning is fundamental to get the best shining and to ensure cleanbilty and easy everyday maintenance. Initial cleaning should therefore beperformed immediately after laying, using acid-based products, surubbing gard and rinsing with plenty of water. This will make it posible to remove any grout, adhesive and cement residue, etc. You may use any detergent available on the market, with the sole exception of products containing hydrofluoric acid (compounds and derivatives) as provided for by standard EN 14411.

We recommend protceting the laid fooring carefully. When arrying out other operations such as painting, plumbing or other work, we recommend covering the floor with PVC sheets, airballs or fabrics once it has been laid.

APPLICATIONS

SURFACE	Indoor commercial settings with heavy foot traffic		Indoor commercial settings with light foot traffic	Residential settings	Indoor wall coverings	Outdoor floor settings	Countertops
	■		■	■	■	-	-
	■		■	■	■	■	■

*Per informazioni e consigli Vi invitiamo a contaltare ill rivenditore.

ITAELEMENT®